

A new koala sightings report form is now on the KAG website and Face Book page.

Over the past year KAG has, in conjunction with the Australian Living Atlas (ALA) and RCC, operated a koala reporting site under what was referred to as the Bio Diversity Reporting System (BDRS).

Although KAG received some 700 reports in this time from our very valuable koala reporters, the system had some limitations and the KAG reporting site has now been transferred to the general ALA Biocollect site. This transfer consolidates data gathering and provides better use of technology than that available in the previous BDRS site. Smart phone users can have location coordinates automatically filled in when they take a photo.

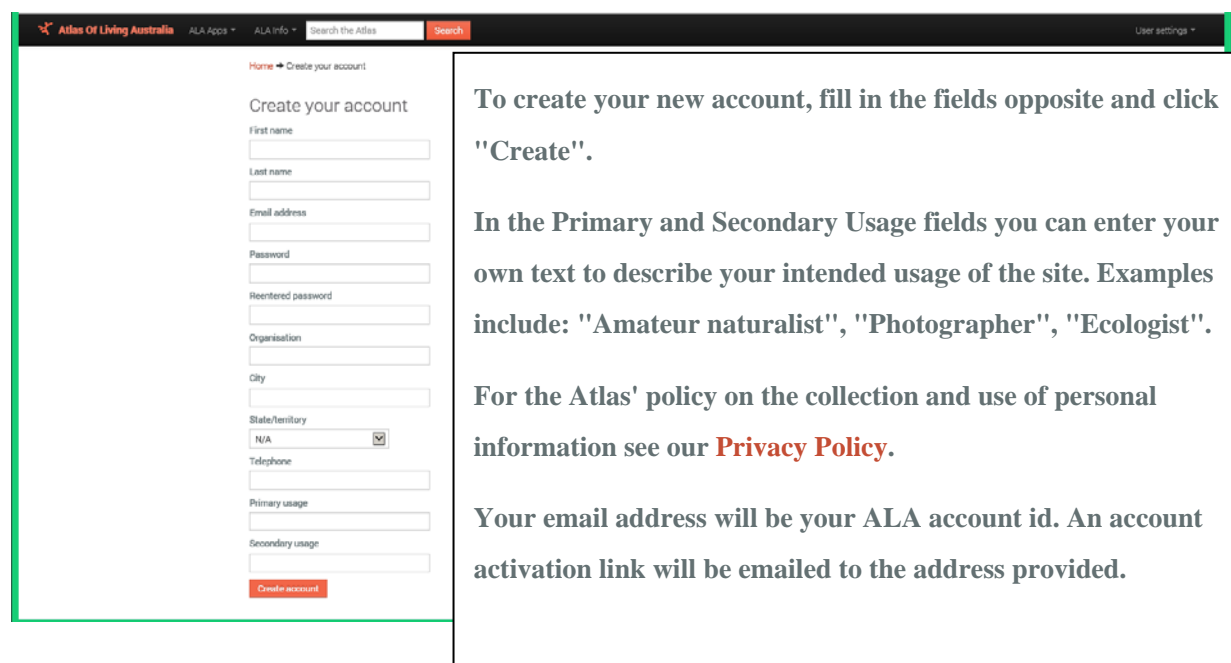
However, a one-time registration process is required before the new site can be accessed. Access using the previous BDRS registration is not possible.

If you already have an account for the new ALA site then the report form can be accessed via the link on the KAG website. The one account will apply across the entire ALA Biocollect website.

If you first need to create an account, click on the following link.

<https://auth.ala.org.au/userdetails/registration/createAccount>

You should then see this page



To create your new account, fill in the fields opposite and click "Create".

In the Primary and Secondary Usage fields you can enter your own text to describe your intended usage of the site. Examples include: "Amateur naturalist", "Photographer", "Ecologist".

For the Atlas' policy on the collection and use of personal information see our [Privacy Policy](#).

Your email address will be your ALA account id. An account activation link will be emailed to the address provided.

A typical Primary Usage could be Citizen Scientist and Second Usage may be Community Awareness

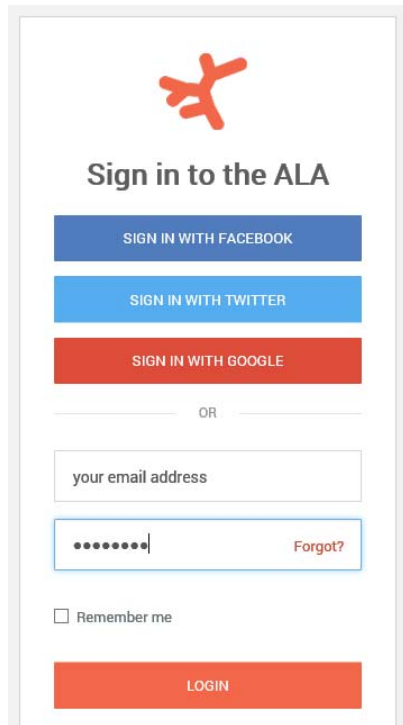
Note: Your registration will not be completed until you click on the activation link sent to the email address you have nominated. You should receive the activation link email within a few minutes of clicking "Create Account". **The most common reasons for non-activation of an account are that the spam filter has blocked the**

activation email or a different email address has been provided. Please check your Junk Mail if you do not see your activation email in your Inbox.

Once you have activated your account you can enter the report site through the KAG website. Frequent users may wish to place the link on their Favourites or Desktop.

When you click on the Log In link within the KAG website or the link below, you should see the sign in page

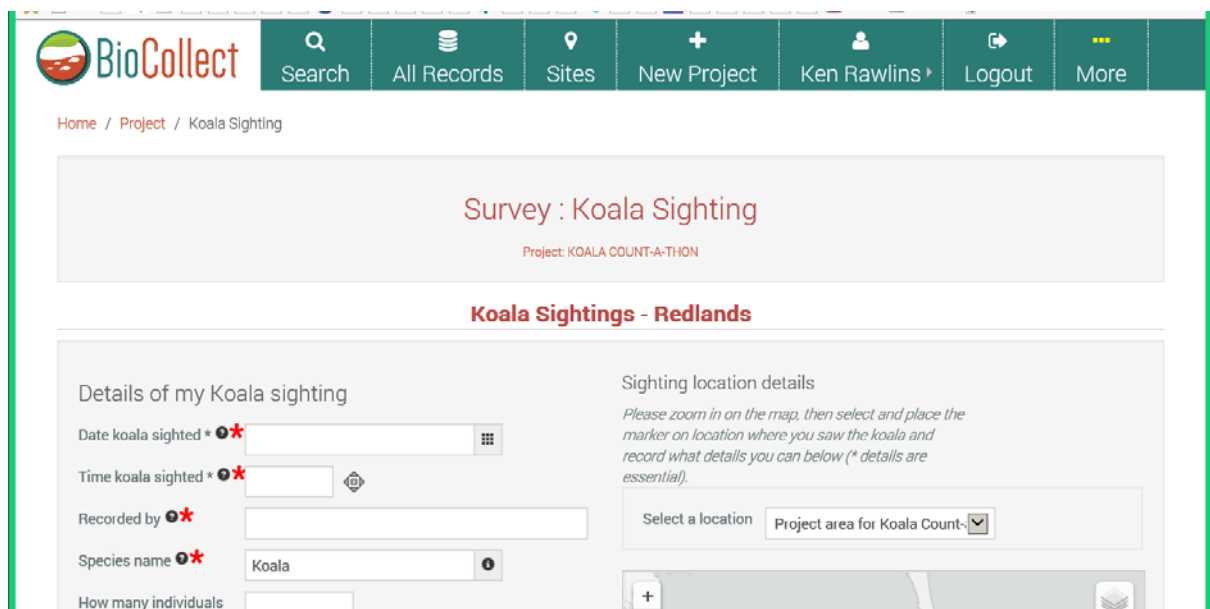
<http://biocollect.ala.org.au/bioActivity/create/977a5327-de23-457b-968b-bc0308cf4dd1>



The image shows a sign-in form for the ALA website. At the top is a red koala logo. Below it is the text "Sign in to the ALA". There are three buttons for social media sign-in: "SIGN IN WITH FACEBOOK" (blue), "SIGN IN WITH TWITTER" (light blue), and "SIGN IN WITH GOOGLE" (red). Below these is an "OR" separator. There is a text input field for "your email address" and a password input field with a "Forgot?" link. A "Remember me" checkbox is present. At the bottom is a red "LOGIN" button.

Hint: Tick Remember Me box

When you login the following page (part shown) should appear. Note: It is best to complete the left hand section first, but do not click the 'Submit' button until the right hand section is completed.



The image shows a screenshot of the BioCollect website. The top navigation bar includes the BioCollect logo and links for Search, All Records, Sites, New Project, Ken Rawlins, Logout, and More. The breadcrumb trail is "Home / Project / Koala Sighting". The main heading is "Survey : Koala Sighting" with the sub-heading "Project: KOALA COUNT-A-THON". Below this is "Koala Sightings - Redlands". The form is divided into two sections: "Details of my Koala sighting" and "Sighting location details". The left section has fields for "Date koala sighted", "Time koala sighted", "Recorded by", "Species name" (pre-filled with "Koala"), and "How many individuals". The right section has a "Select a location" dropdown menu (pre-filled with "Project area for Koala Count") and a map area with a "+" button.